



EEBA 2024

March 7 - 9 | ANTWERP

Cell and Tissue Engineering:
a Changing Landscape

Programme booklet



EUROPEAN
EYE BANK
ASSOCIATION

OVERVIEW

Location and Floor Plan 02

Programme 06

Practical Information 12

Organising Team 14

Sponsors 15

Save the Date 16

LOCATION

Meeting venue

Flanders Meeting and Convention Center Antwerp

Please note that the entrance for the meeting sessions on Thursday differs from the entrance on Friday and Saturday

Discover how to travel to the venue [via this link](#).

Thursday Entrance



A

Entrance Carnot Wing

Carnotstraat 4
2060 Antwerp
Belgium

Friday and Saturday Entrance



B

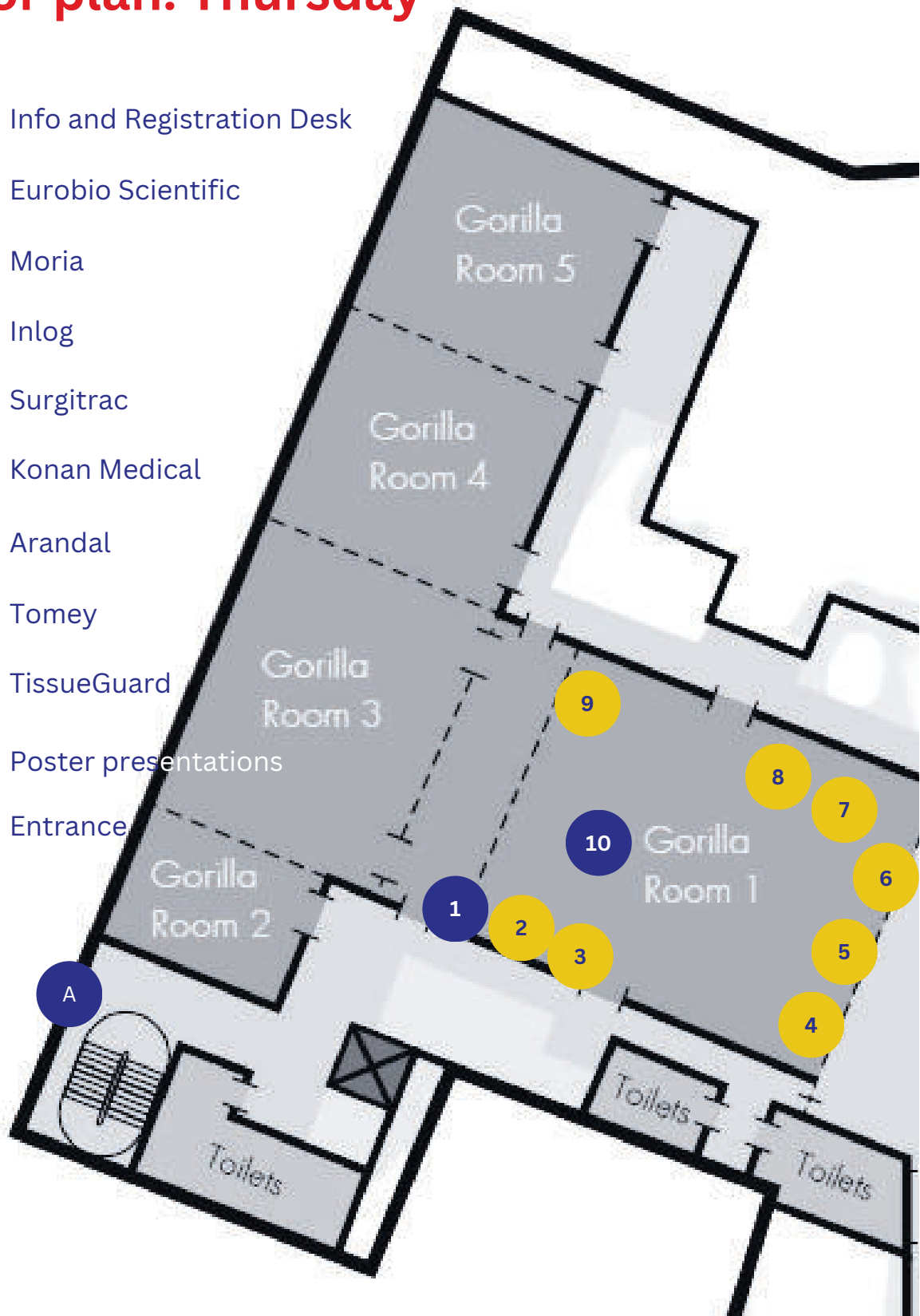
Entrance Historical Wing

Koningin Astridplein 26
(ZOO Main Entrance)
2018 Antwerp
Belgium

FLOOR PLAN

Floor plan: Thursday

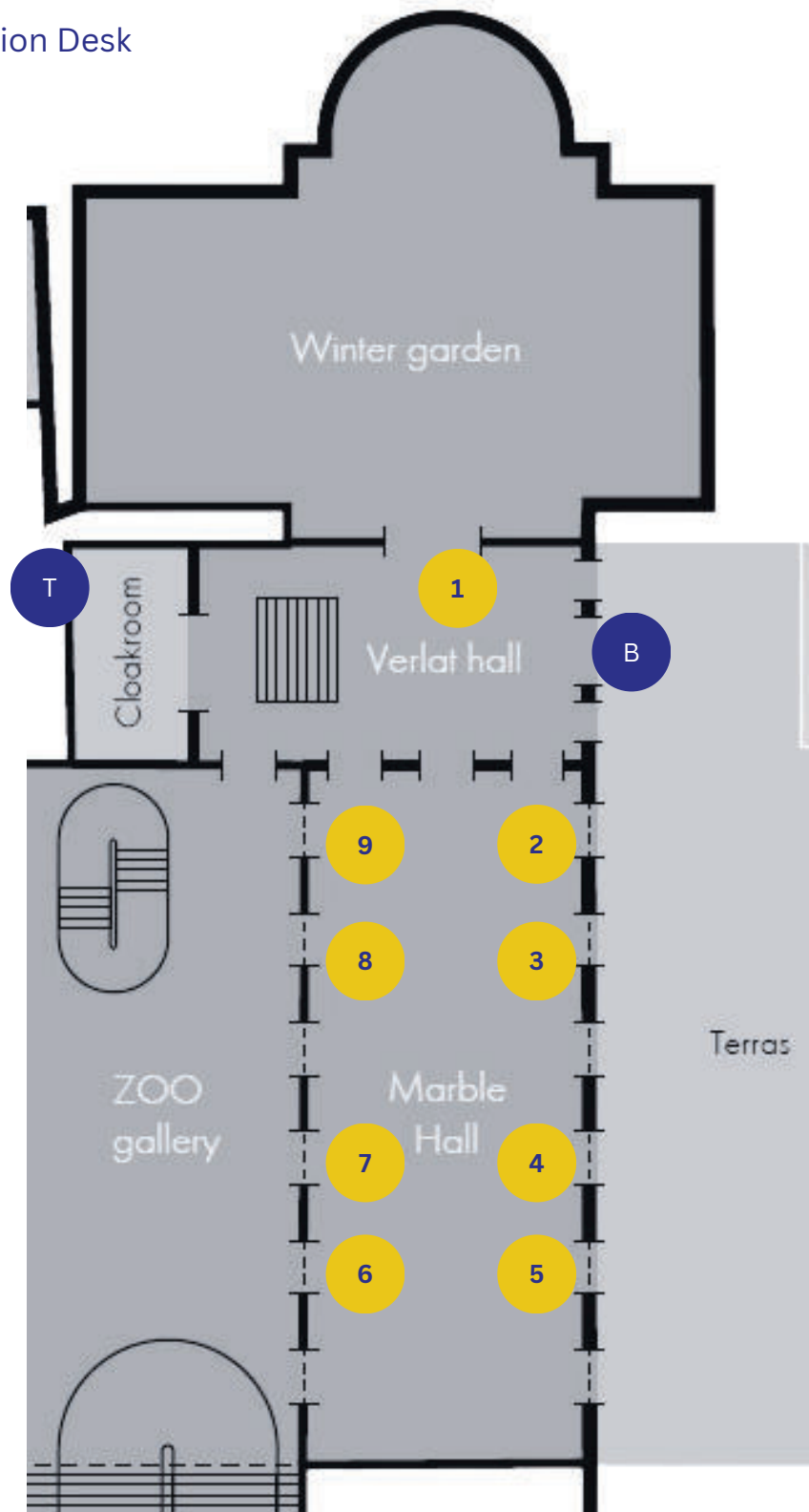
- 1 Info and Registration Desk
- 2 Eurobio Scientific
- 3 Moria
- 4 Inlog
- 5 Surgitrac
- 6 Konan Medical
- 7 Arandal
- 8 Tomey
- 9 TissueGuard
- 10 Poster presentations
- A Entrance



Floor plan: Friday and Saturday

Ground Floor

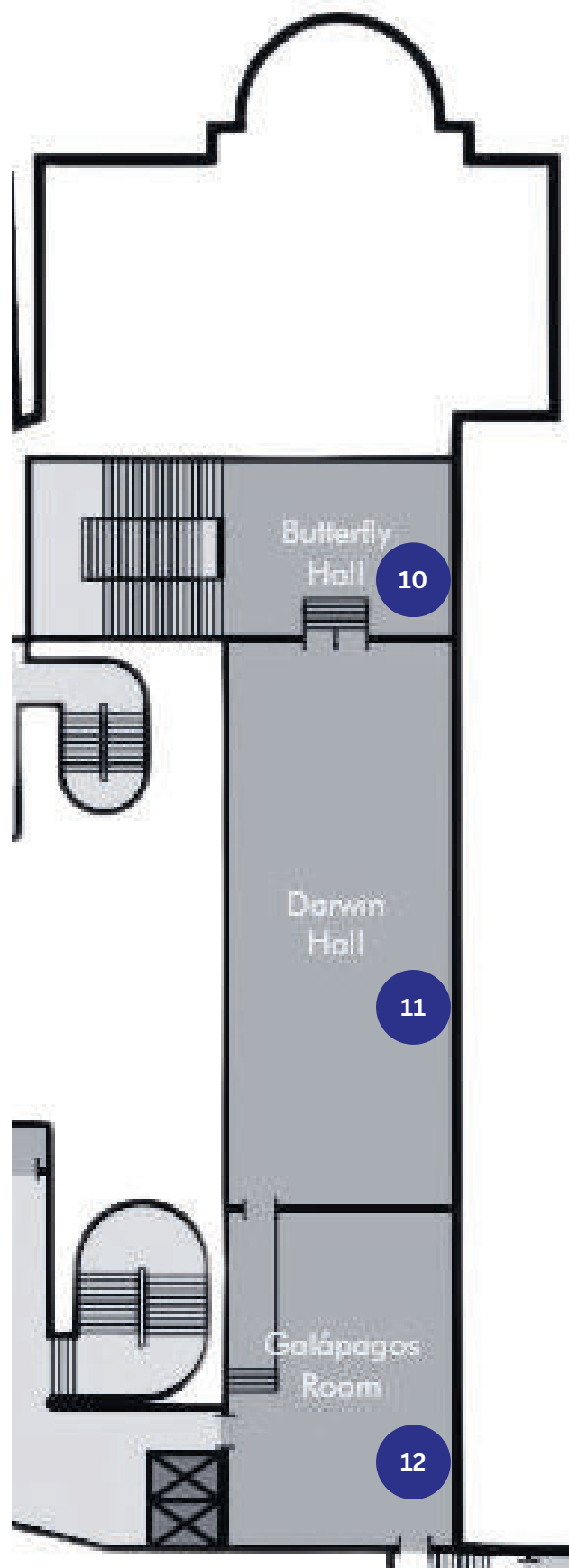
- 1 Info and Registration Desk
- 2 Eurobio Scientific
- 3 Moria
- 4 Inlog
- 5 Surgitrac
- 6 Konan Medical
- 7 Arandal
- 8 Tomey
- 9 TissueGuard
- B Entrance
- T Toilet



Floor plan: Friday and Saturday

First Floor

- 10 Poster presentations
- 11 Plenary meeting room
- 12 Extra meeting room



PROGRAMME

Thursday 7th of March

12:00 15:30	Registration and Welcome Coffee		Gorilla 1
13:00 14:00	Workshop: Video Based interactive Course: ultra-thin DSAEK	Bernard Duchesne Vincent Lambert	Gorilla 4
13:00 14:00	Workshop: DMEK interactive course and live demo	Sorcha Ni Dhubhghaill Nezahat Bostan	Gorilla 3
14:00 15:15	Workshop: Psychological microtrauma for eye bank collaborators	Bernard Duchesne Mireille Monville	Gorilla 5
15:30 17:00	Workshop: Chocolate Nation		Meeting point Gorilla 4
15:30 17:00	Guided tour Antwerp Zoo		Meeting point Gorilla 1
15:30 17:30	Guided tour Antwerp City		Meeting point Gorilla 3
15:30 17:30	Committee Meeting (closed meeting)		Gorilla 5
18:30 20:00	Reception at the Antwerp City Hall		City Hall

Friday 8th of March

08:30 09:00	Registration and Welcome Coffee		Verlat Hall
09:00 09:30	Opening ceremony	Carina Koppen Philip Maier Cathy Berx	Darwin Hall
09:30 10:00	Keynote lecture: cell culture and tissue engineering, a changing landscape for cornea banks	Carina Koppen Agate Noer Neil Lagali	Darwin Hall
10:00 11:00	Session I - Using pharmacology to influence cell growth	Elisabeth Van Aken Stefano Ferrari	Darwin Hall
	<p>Invited lecture Pharmacological aspects of corneal regeneration. <i>Félix Sauvage, University of Ghent, Belgium.</i></p> <p>Free papers Keep on ROCKIn: Repurposed ROCK inhibitors to boost corneal endothelial cell growth. <i>Hendrik Vercammen, University of Antwerp, Belgium.</i></p> <p>Effect of autologous serum eye drops on therapy resistant corneal erosions and ulcers on corneal graft vs. patient's own cornea. <i>Hamon Loïc, Saarland University Medical Center UKS, Homburg/Saar, Germany.</i></p> <p>Ex-vivo model of aged human Bruch's membrane to test cell therapy products. <i>Daniele Elena, Veneto Eye Bank Foundation, Venice, Italy.</i></p>		
11:00 11:30	Break		Marble Hall
11:30 12:30	Session II - Ocular tissue storage and quality control	Nezahat Bostan Silke Wahl	Darwin Hall
	<p>Free papers New non-toxic fluorescent marker for quantifying the viability of corneal endothelial cells. <i>Corantin Maurin, Biiio Laboratory, Saint-Priest-en-Jarez, France.</i></p> <p>Retrospective Clinical Outcomes of Keratoplasty using Human Donor Corneas Preserved in Eusol-C Hypothermic Storage Medium. <i>Fabio Scarinci, San Giovanni Addolorata Hospital, Ophthalmology Unit – Eye Bank of Rome, Rome, Italy.</i></p> <p>A novel viewing chamber: comparative analysis and evaluation under corneal hypothermic storage conditions. <i>Umberto Rodella, AL.CHI.MI.A. Srl, Ponte San Nicolò (PD), Italy.</i></p>		

DMEK and DSAEK graft preparations after corneal preservation in a new corneal hypothermic storage medium.

Moreno Piaia, Veneto Eye Bank Foundation, Venice, Italy.

Unlocking Corneal Microbiology.

Eva M Martinez-Conesa, Barcelona Tissue Bank (Banc de Sang i Teixits), Barcelona, Spain.

12:30
13:30

Lunch Break

Marble Hall

13:30
15:00

Session III - Regulatory affairs regarding eye banking

Hilde Beele
Esteve Trias

Darwin Hall

Panellists

Stefaan Van der Spiegel (European Commission DG Santé), Isabelle Martinache (Haut Conseil de la Santé Publique, France), Paul Ormel (Senior Policy Advisor Tissues and Cells at the Ministry of Health, the Netherlands), Manon Huizing (Medical Director of the Cell and Tissue Bank and of the Biobank Antwerp, Belgium)

15:00
15:30

Break

Marble Hall

15:30
16:00

Session IV - Digitalisation of eye banks

Heleen Delbeke
Stefano Ferrari

Darwin Hall

Feedback on the EEBA survey on digitalisation.
Heleen Delbeke, Leuven, Belgium.

Transition from paper to digital: the Antwerp Cell and Tissue Bank experience.
Jeroen Caremans, Antwerp, Belgium.

Digitalisation of the eye bank workflow at the Veneto Eye Bank.
Diego Ponzin, Veneto Eye Bank Foundation, Venice, Italy

16:00
17:30

Session V - Miscellaneous free papers and rapid-fire poster presentations

Jesper Hjortdal
Wessel Vermeulen

Darwin Hall

Free papers

EGALiTE (European Group for Accreditation and Liaison of Blood-Tissues and Cells Establishments).

Elba Agusti, Barcelona Tissue Bank - Banc de Sang i Teixits, Barcelona, Spain.

The burden of medical contraindications to corneal donation, with no medical or scientific basis.

Gilles Thuret, Laboratory Biology, engineering and imaging for Ophthalmology BiiO, Saint-Etienne, France.

Bovine cornea ex vivo model for eye banking and eye surgery applications
Umberto Rodella, AL.CHI.MI.A. Srl, Ponte San Nicolò (PD), Italy.

How to rescue a pancorneal melting caused by a pyocyanic endophthalmitis after a cataract surgery?

Thibaud Garcin, Lariboisiere Hospital, Paris, France.

Poster pitches

Cost-benefit analysis of mandatory corneal tissue donor screening for the presence of pathogenic prion proteins in the Czech Republic.

Magdalena Netukova, Vinohrady Teaching Hospital, Prague, Czech Republic.

Is there an impact of cancer treatment on corneal transplantation?

Nezahat Bostan, Antwerp University Hospital, Belgium.

Yap reveals the biomechanical effects on human corneal endothelial cells of passive corneal storage in eye banking.

Hanielle Vaitinadapoulé, Laboratory BiiO, Saint-Priest-en-Jarez, France.

Influence of umbilical cord blood platelet lysate on biological characteristics of human corneal endothelium during organ culture.

Ivana Vidović, University Hospital Centre Zagreb, Zagreb, Croatia.

Implementation of autologous serum based eye droplets in a hospital setting.

Jeroen Caremans, Antwerp University Hospital, Belgium.

Root cause analysis of corneal contamination with bacteria *Ralstonia insidiosa*.

Marina Roncevic Krajina, University Hospital Centre Zagreb, Zagreb, Croatia.

17:30 **Corresponding Members Meeting**
18:00 **(open meeting)**

Gary Jones
Philip Maier

Darwin Hall

18:30 **Dinner and dance**
01:00

Horta

18:30 Welcome
19:00 Reception
20:00 Dinner
22:00 Dance
01:00 End

Saturday 9th of March

08:15 09:30	Registration and Welcome Coffee		Verlat Hall
8:30 9:30	Business Meeting	Philip Maier Gary Jones	Darwin Hall
09:30 10:00	Niels Ehlers Memorial Lecture: what is on the horizon for corneal transplantation and eye banking in the next decade?	Philip Maier Diego Ponzin Jodhbir Mehta	Darwin Hall
10:00 11:00	Session VI - Artificial or bio-engineered alternatives for donor tissue	Sorcha Ni Dhubhghaill Bernard Duchesne	Darwin Hall
	Invited lecture Artificial cornea alternatives for tissue transplantation. <i>Gerd Geerling, University of Düsseldorf, Germany.</i>		
	Free papers Design, Biocompatibility and Animal Results of a Novel Flexible Fully Synthetic Cornea Device. <i>Esen Akpek, The Wilmer Eye Institute, Johns Hopkins University School of Medicine, Baltimore, United States.</i>		
	Biosynthetic corneal endothelial grafts- in vivo evaluation. <i>Hannah J Levis, Institute of Life Course and Medical Sciences, University of Liverpool, Liverpool, United Kingdom.</i>		
	Femtosecond laser cutting of human crystalline lens capsule and decellularization for corneal endothelial bioengineering. <i>Olfa Ben Moussa, Biology, engineering and imaging for Ophthalmology laboratory, Saint-Priest-en-Jarez, France.</i>		
11:00 11:30	Break		Marble Hall
11:30 12:30	Session VII - Challenges in eye banking and corneal transplantation – New Developments	Anders Ivarsen Henning Thomasen	Darwin Hall
	Free papers Characteristics of donors and corneal tissue grafts from the first Ukrainian cornea bank (2013-2023). <i>Ihor Alieshchenko, State Enterprise "Bioimplant" of the Ministry of Health of Ukraine, Kyiv.</i>		

Donor and eye bank factors influencing the outcome of DMEK grafts preparation.
Elisa Fasolo, Fondazione Banca degli Occhi del Veneto - FBOV, Venice (VE), Italy.

The BEST Cornea study: a real world pragmatic comparison of DMEK versus ultra-thin DSAEK focusing on patient reported outcomes.
Barbara de Bruyn, UZ Antwerpen, Belgium.

Performance of a new hypothermic corneal storage solution and its potential for extending corneal storage to 28 days.
Khoa Tran, VisionGift, Portland, OR, United States.

New perspectives in organ culture.
Laura Giurgola, AL.CHI.MI.A. Srl, Ponte San Nicolò (PD), Italy.

12:30
12:45

Closing ceremony

Darwin Hall

12:45
13:45

Lunch

Marble Hall



PRACTICAL INFORMATION

Social Workshop Locations

Chocolate workshop

Meeting point 15:30: Gorilla Room 4 via Entrance Carnot Wing

Chocolate Nation

Koningin Astridplein 7,

2018 Antwerpen

Guided tour Antwerp

Meeting point 15:30: Gorilla Room 3 via Entrance Carnot Wing

Please note that the tour ends at Grote Markt at 17:30

Guided tour Zoo

Meeting point 15:30: Gorilla Room 1 via Entrance Carnot Wing

Zoo Antwerpen

Koningin Astridplein 20-26,

2018 Antwerpen

Social Programme Locations

Reception Antwerp City Hall

Meeting point for guided walk at 18:00: In front of main entrance Zoo

Antwerp City Hall

Grote Markt 1,

2000 Antwerpen

Dinner and Dance in Grand Café Horta

Meeting point for guided walk at 18:05: In front of main entrance Zoo

Grand Café Horta

Hopland 2,

2000 Antwerpen

Antwerp Guide

Embark on an unforgettable journey through Antwerp with EEBA 2024's personally selected recommendations for exploration, dining, drinks, and shopping. Click on [this link](#) to discover our carefully curated Google Maps list.

Getting Around

Getting around in Antwerp is pretty easy. Antwerp is a small and walkable city but it sure offers other (sustainable) ways to discover the city.

By taxi or Uber

Uber and Taxi drivers in Antwerp know the city as if it were their backyard. If you want to order a taxi, call Antwerp Tax via **0032 3 238 38 38**. Or download the Antwerp Tax App via the Apple Store or Google Play Store.

Uber also operates in Antwerp. You can download the Uber App via the Apple Store or Google Play Store.

Shared mobility

Antwerp provides a lot of shared mobility offers such as bikes and scooters.

Public Transport

Antwerp has a broad network of public transport options, consisting of trams, trains, busses, metro's and even boats.

Discover all options via the [slimnaarantwerpen-website](#).

Useful contacts

If you have any urgent questions during the meeting, please call Marie-Claire van Heeswijk, conference event manager on 0032 497 19 36 95.

Belgium has three emergency services, the medical service, the police, and the fire service (Pompiers). The emergency phone numbers for each service are as follows:

- Medical service: 100/112
- Fire service: 100/112
- Police: 101



ORGANISING TEAM

Scientific Committee (in alphabetical order)

- Prof. Dr. Hilde Beelen – UZ Gent
- Dr. Heleen Delbeke - UZ Leuven
- Prof. Dr. Bernard Duchesne, CHU Liège
- Prof. Stefano Ferrari - Fondazione Banca degli Occhi del Veneto
- Johan Guns – UZ Brussel
- Prof. Dr. Philip Maier - Uniklinik Freiburg
- Prof. Dr. Sorcha Ni Dhubhghaill - UZ Brussel
- Prof. Dr. Elisabeth van Aken – UZ Gent

Organising Committee (in alphabetical order)

- Nezahat Bostan - UZA
- Prof. Dr. Manon Huizing - UZA
- Prof. Dr. Carina Koppen - UZA
- Pieter Moons - UZA
- Dr. Elke Smits - UZA
- Veerle Van Gerwen - UZA
- Marie-Claire van Heeswijk - UZA

Organiser

European Eye Bank Association
Via Paccagnella n. 11 - Padiglione Rama
30174 Zelarino - Venice
Italy

- EEBA President - Prof. Dr. med. Philip Maier, MD (University Hospital Freiburg, Germany)
- EEBA Secretariat – Gary L.A. Jones

Event coordination

Marie-Claire van Heeswijk
Coordinator UZA Conferences and Events
Drie Eikenstraat 655
2650 Edegem

events@uza.be

SPONSORS

Gold partners



Silver partners



Supported by



SAVE THE DATE

Atta Company - Art Director: Paolo

EEBA
2025

"the bridge"

JANUARY 16-17-18

ROME ITALY

SALA FOLCHI
Azienda Ospedaliera
San Giovanni Addolorata

ORGANIZERS:
Augusto Pocobelli, Diego Ponzin

The poster features a photograph of the Castel Sant'Angelo in Rome, Italy, with the Tiber River in the foreground. The image is overlaid with a semi-transparent blue and purple gradient. The text is arranged in a clean, modern layout, with the event name and dates prominently displayed.